



Most Widely Accepted and Trusted

# ICC-ES Report

ICC-ES | (800) 423-6587 | (562) 699-0543 | www.icc-es.org

# ESR-1723

Reissued 05/2016  
This report is subject to renewal 05/2018.

**DIVISION: 05 00 00—METALS**  
**SECTION: 05 40 00—COLD-FORMED METAL FRAMING**

**REPORT HOLDER:**

**AEGIS METAL FRAMING, A DIVISION OF MITEK**

**16023 SWINGLEY RIDGE ROAD  
CHESTERFIELD, MISSOURI 63017**

**EVALUATION SUBJECT:**

**ULTRA-SPAN® TRUSS SECTIONS**



Look for the trusted marks of Conformity!

*“2014 Recipient of Prestigious Western States Seismic Policy Council (WSSPC) Award in Excellence”*



A Subsidiary of  **INTERNATIONAL CODE COUNCIL™**

*ICC-ES Evaluation Reports are not to be construed as representing aesthetics or any other attributes not specifically addressed, nor are they to be construed as an endorsement of the subject of the report or a recommendation for its use. There is no warranty by ICC Evaluation Service, LLC, express or implied, as to any finding or other matter in this report, or as to any product covered by the report.*



# ICC-ES Evaluation Report

**ESR-1723**

Reissued May 2016

Revised January 2017

This report is subject to renewal May 2018.

[www.icc-es.org](http://www.icc-es.org) | (800) 423-6587 | (562) 699-0543

A Subsidiary of the International Code Council®

**DIVISION: 05 00 00—METALS**

**Section: 05 40 00—Cold-Formed Metal Framing**

**REPORT HOLDER:**

**AEGIS METAL FRAMING, A DIVISION OF MITEK**  
**16023 SWINGLEY RIDGE ROAD**  
**CHESTERFIELD, MISSOURI 63017**  
**(314) 851-2200**  
[www.aegismetalframing.com](http://www.aegismetalframing.com)

**EVALUATION SUBJECT:**

**ULTRA-SPAN® TRUSS SECTIONS**

**1.0 EVALUATION SCOPE**

**Compliance with the following codes:**

- 2015, 2012, and 2009 *International Building Code*® (IBC)
- 2015, 2012, and 2009 *International Residential Code*® (IRC)

**Property evaluated:**

Structural

**2.0 USES**

The Ultra-Span® Truss Sections are used as components of cold-formed steel truss assemblies. The sections may be used in structures regulated under the IRC, when an engineered design is submitted in accordance with IRC Section R301.1.3.

**3.0 DESCRIPTION**

Ultra-Span® Truss Sections are cold-formed from steel conforming to ASTM A653 SS Grade 50, Class 1. The steel has a galvanization coating designation of G60 or G90 in accordance with ASTM A653. Design base-metal thicknesses (uncoated) are shown in Table 1. Truss chord sections are open shapes labeled USC and USD. Truss web sections are W- or C-shaped and are labeled USW and USWD. See Figure 1 for chord section profiles and dimensions, and Figure 2 for web section profiles and dimensions.

**4.0 DESIGN AND INSTALLATION**

**4.1 General:**

Truss design, assembly and installation must comply with the AISI S214-12) (AISI S214-07 with Supplement 2, dated 2008 for the 2012 and 2009 IBC).

**4.2 Chord Members:**

Section properties for Ultra-Span® truss sections used as chord members are given in Table 1A. For chord sections subject to bending, the unbraced length of the compression flange must not exceed 24 inches (610 mm). For chord sections subject to axial compression, the unbraced length of the wider flange must not exceed 24 inches (610 mm). Spans for chord sections subjected to compression must not exceed 6 feet (1830 mm). In accordance with Section A1.2(c) of AISI S100-12 (Section A1.1(b) of AISI-S100-07 for the 2012 and 2009 IBC), chord members are designed using a rational analysis with  $\Phi = 0.8$  and  $\Omega = 2.0$ , as applicable. Chord members must be designed in accordance with the provisions of Chapter B and C of AISI-S100 for point-symmetric sections.

**4.3 Web Members:**

Section properties for for Ultra-Span® Truss Sections used as web members are given in Table 1B. Member capacity must be calculated in accordance with Chapter C of AISI-S100, using the section properties given in Table 1B.

**5.0 CONDITIONS OF USE**

The Ultra-Span® Truss Sections described in this report comply with, or are suitable alternatives to what is specified in, those codes listed in Section 1.0 of this report, subject to the following conditions:

- 5.1** Installation must comply with the approved plans and the applicable code.
- 5.2** For each project, complete plans and calculations verifying compliance with this report must be submitted to the code official for approval. These calculations must be prepared by a registered design professional where required by the statutes of the jurisdiction in which the project is to be constructed.
- 5.3** Uncoated minimum steel thickness of cold-formed members, as delivered to the jobsite, must be at least 95 percent of the uncoated design thickness indicated in Table 1A or 1B, as applicable.
- 5.4** Recognition of complete cold-formed steel truss assemblies is outside the scope of this report. The design, quality assurance, installation, and testing of the cold-formed steel trusses must comply with AISI S214, and are subject to approval by the code official.
- 5.5** Ultra-Span® chord sections resisting axial compression have been evaluated for a span

between truss panel points of up to 6 feet (1830 mm).  
Longer spans are outside the scope of this evaluation.

## **6.0 EVIDENCE SUBMITTED**

Data in accordance with the ICC-ES Acceptance Criteria for Cold-formed Steel Framing Members (AC46), Approved June 2012 (editorially revised April 2015).

## **7.0 IDENTIFICATION**

Ultra-Span<sup>®</sup> Truss Sections are identified by ink-jet labeling at 96 inches on center (2438 mm) with the manufacturer's name (Aegis), the minimum base steel thickness (uncoated) in decimal inches or mils, the minimum specified yield strength, the coating grade, the acronym "ICC-ES," and the evaluation report number (ESR-1723).

TABLE 1A—SECTION PROPERTIES FOR ULTRA-SPAN® TRUSS SECTIONS USED AS CHORD MEMBERS

MEMBER DESIGNATION	MIN T (in)	DESIGN T (in)	WT (lbs/ft)	GROSS SECTION PROPERTIES					EFFECTIVE PROPERTIES									TORSIONAL PROPERTIES					
									Positive Bending				Negative Bending										
				Area (in <sup>2</sup> )	I <sub>x</sub> (in <sup>4</sup> )	r <sub>x</sub> (in)	I <sub>y</sub> (in <sup>4</sup> )	r <sub>y</sub> (in)	I <sub>x</sub> (in <sup>4</sup> )	I <sub>y</sub> (in <sup>4</sup> )	S <sub>x</sub> (in <sup>3</sup> )	S <sub>y</sub> (in <sup>3</sup> )	I <sub>x</sub> (in <sup>4</sup> )	I <sub>y</sub> (in <sup>4</sup> )	S <sub>x</sub> (in <sup>3</sup> )	S <sub>y</sub> (in <sup>3</sup> )	A <sub>0</sub> (in <sup>2</sup> )	x <sub>0</sub> (in)	Y <sub>0</sub> (in)	J (in <sup>4</sup> )	C <sub>w</sub> (in <sup>6</sup> )	r <sub>0</sub> (in)	β
25USC 035 50	0.035	0.0368	0.76	0.2250	0.1940	0.9300	0.5308	0.4860	0.1790	0.0530	0.1250	0.0470	0.1940	0.0530	0.1290	0.0470	0.1900	0.0446	0.8143	0.000101	0.06568	1.3290	-0.650
25USC 046 50	0.046	0.0484	0.99	0.2921	0.2500	0.9252	0.6763	0.4812	0.2438	0.0676	0.1648	0.0603	0.2500	0.0676	0.1616	0.0603	0.2655	0.0444	0.8146	0.000228	0.08107	1.3240	-0.637
35USC 035 50	0.035	0.0368	1.01	0.2962	0.4766	1.2684	0.0787	0.5153	0.4496	0.0773	0.2308	0.0699	0.4454	0.0698	0.2145	0.0612	0.2610	0.0310	1.2519	0.000134	0.20837	1.8554	-2.329
35USC 046 50	0.046	0.0484	1.24	0.3857	0.6171	1.2649	0.1008	0.5112	0.6141	0.1008	0.3054	0.0906	0.6069	0.0957	0.2984	0.0851	0.3681	0.0305	1.2562	0.000301	0.26075	1.8548	-2.328
35USC 057 50	0.057	0.0600	1.61	0.4732	0.7517	1.2603	0.1217	0.5072	0.7517	0.1217	0.3725	0.1094	0.7517	0.1215	0.3725	0.1091	0.4722	0.0307	1.2601	0.000568	0.30659	1.8532	-2.322
35USC 073 50	0.073	0.0768	2.03	0.5977	0.9474	1.2591	0.1501	0.5011	0.9474	0.1501	0.4672	0.1348	0.9474	0.1501	0.4672	0.1348	0.5977	0.0308	1.2712	0.001175	0.36482	1.8583	-2.34
35USD 035 50	0.035	0.0368	1.21	0.3555	0.5990	1.2981	0.2352	0.8133	0.5225	0.2317	0.2666	0.1301	0.5492	0.2119	0.2501	0.1158	0.2902	0.1008	1.3018	0.000161	0.46888	2.0128	-2.656
35USD 046 50	0.046	0.0484	1.58	0.4637	0.7772	1.2946	0.3037	0.8093	0.7277	0.3037	0.3556	0.1695	0.7482	0.2902	0.3469	0.1605	0.4098	0.0989	1.3006	0.000362	0.59215	2.0081	-2.645
35USD 057 50	0.057	0.0600	1.94	0.5699	0.9486	1.2902	0.3697	0.8055	0.9152	0.3697	0.4407	0.2064	0.9349	0.3687	0.4372	0.2057	0.5162	0.0980	1.2987	0.000684	0.70306	2.0024	-2.627
35USD 073 50	0.073	0.0768	2.53	0.7453	1.2476	1.2938	0.5300	0.8432	1.2388	0.5300	0.5815	0.2810	1.2476	0.5300	0.5812	0.2810	0.6806	0.0891	1.2788	0.001465	1.00520	2.0070	-2.678
35USD 097 50	0.097	0.1021	3.30	0.9715	1.5926	1.2803	0.6779	0.8353	1.5926	0.6779	0.7426	0.3596	1.5926	0.6779	0.7426	0.3596	0.9315	0.0902	1.2715	0.003376	1.20680	1.9904	-2.611
55USC 035 50	0.035	0.0368	1.28	0.3770	1.4615	1.9690	0.0792	0.4584	1.3802	0.0777	0.4568	0.0711	1.2976	0.0707	0.3890	0.0631	0.2495	-0.0683	1.8072	0.000170	0.47473	2.7125	-6.733
55USC 046 50	0.046	0.0484	1.67	0.4912	1.8939	1.9636	0.1015	0.4545	1.8814	0.1015	0.6056	0.0923	1.8109	0.0965	0.5634	0.0871	0.3612	-0.0652	1.8192	0.000384	0.59401	2.7159	-6.734
55USC 057 50	0.057	0.0600	2.05	0.6030	2.3077	1.9563	0.1225	0.4507	2.3077	0.1225	0.7411	0.1113	2.2736	0.1222	0.7215	0.1110	0.4718	-0.0620	1.8297	0.000724	0.69890	2.7170	-6.723
55 USC 073 50	0.073	0.0768	2.59	0.7628	2.9140	1.9546	0.1509	0.4449	2.9140	0.1509	0.9333	0.1369	2.9140	0.1509	0.9333	0.1369	0.6230	-0.0565	1.8542	0.001500	0.83361	2.7312	-6.771
55 USD 035 50	0.035	0.0368	1.48	0.4363	1.7854	2.0230	0.2355	0.7347	1.5779	0.2319	0.5161	0.1305	1.5410	0.2124	0.4373	0.1169	0.3020	-0.0505	1.9280	0.000197	1.07480	2.8900	-7.646
55 USD 046 50	0.046	0.0484	1.94	0.5692	2.3176	2.0179	0.3041	0.7309	2.1815	0.3041	0.6883	0.1701	2.1552	0.2906	0.6323	0.1614	0.4418	-0.0479	1.9302	0.000445	1.35700	2.8869	-7.613
55USD 057 50	0.057	0.0600	2.38	0.6997	2.8291	2.0109	0.3702	0.7274	2.7137	0.3702	0.8501	0.2070	2.7449	0.3691	0.8235	0.2063	0.5729	-0.0451	1.9307	0.000840	1.61160	2.8814	-7.564
55USD 073 50	0.073	0.0768	3.10	0.9104	3.7099	2.0186	0.5306	0.7634	3.6371	0.5306	1.1177	0.5088	3.7082	0.5306	1.1228	0.2819	0.7883	-0.0570	1.9004	0.001790	2.30400	2.8762	-7.603
55USD 097 50	0.097	0.1021	4.05	1.1904	4.8145	2.0111	0.6787	0.7551	4.8145	0.6787	1.4555	0.3603	4.8145	0.6787	1.4555	0.3603	1.1188	-0.0494	1.9079	0.004137	2.80600	2.8735	-7.544
725USC 046 50	0.046	0.0484	1.96	0.5756	3.7967	2.5682	0.1019	0.4207	3.7633	0.1019	0.9326	0.0936	3.7485	0.0971	0.9192	0.0885	0.3508	-0.1010	2.3105	0.000449	0.98205	3.4816	-11.83
725USC 057 50	0.057	0.0600	2.41	0.7080	4.6477	2.5621	0.1230	0.4168	4.6477	0.1230	1.1466	0.1128	4.6477	0.1227	1.1466	0.1125	0.4677	-0.0971	2.3301	0.000850	1.16090	3.4895	-11.86
725USC 073 50	0.073	0.0768	3.04	0.8954	5.8260	2.5507	0.1510	0.4113	5.8256	0.1515	1.4390	0.1386	5.8256	0.1515	1.4390	0.1386	0.6233	-0.0897	2.3607	0.001760	1.37930	3.5009	-11.89
725USD 046 50	0.046	0.0484	2.22	0.6539	4.5763	2.6455	0.3043	0.6821	4.3160	0.3043	1.0472	0.1707	4.4315	0.2909	1.0123	0.1622	0.4114	-0.1013	2.4888	0.000511	2.26170	3.6971	-13.43
725USD 057 50	0.057	0.0600	2.74	0.8047	5.5990	2.6377	0.3700	0.6784	5.3537	0.3703	1.2926	0.2077	5.5416	0.3693	1.2981	0.2070	0.5340	-0.0974	2.4942	0.000966	2.69300	3.6943	-13.38
725USD 073 50	0.073	0.0768	3.55	1.0444	7.3120	2.6460	0.5310	0.7129	7.0956	0.5309	1.6900	0.2829	7.3123	0.5309	1.7083	0.2829	0.7493	-0.1098	2.4542	0.002054	3.85110	3.6803	-13.36
725USD 097 50	0.097	0.1021	4.65	1.3686	9.5140	2.6366	0.6790	0.7044	9.4983	0.6790	2.2190	0.3612	9.5137	0.6790	2.2200	0.3612	1.0712	-0.1003	2.4722	0.004756	4.71290	3.6837	-13.32
15USW 035 50	0.035	0.0368	0.45	0.1320	0.0488	0.6080	0.0157	0.3447	0.0480	0.0157	0.0629	0.0264	0.0480	0.0157	0.0629	0.0264	0.1226	-0.7856	0.0000	0.000060	0.00784	1.0515	-2.375
15USW 046 50	0.046	0.0484	0.58	0.1709	0.0621	0.6027	0.0197	0.3393	0.6208	0.0197	0.0828	0.0311	0.0621	0.0197	0.0828	0.0331	0.1709	-0.7712	0.0000	0.000133	0.00957	1.0359	-2.266
25USW035 50	0.035	0.0368	0.64	0.1873	0.1740	0.9639	0.0257	0.3704	0.1740	0.0254	0.1392	0.0762	0.1740	0.0254	0.1392	0.0421	0.1539	-0.8197	0.0000	0.000085	0.04235	1.3184	-3.571
25USW046 50	0.046	0.0484	0.83	0.2436	0.2236	0.9581	0.0325	0.3653	0.2236	0.0325	0.1789	0.0966	0.2236	0.0325	0.1789	0.0541	0.2181	-0.8065	0.0000	0.000190	0.05277	1.3046	-3.457
25USW057 50	0.057	0.0600	1.02	0.2986	0.2708	0.9523	0.0387	0.3602	0.2708	0.0387	0.0387	0.1151	0.2708	0.0387	0.2166	0.0645	0.2846	-0.7933	0.0000	0.000358	0.06192	1.2907	-3.343

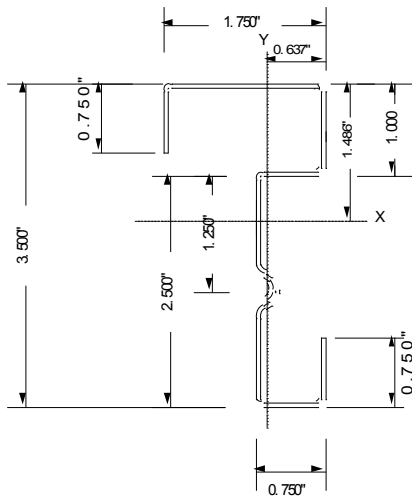
TABLE 1B—SECTION PROPERTIES FOR ULTRA-SPAN® TRUSS SECTIONS USED AS WEB MEMBERS

MEMBER DESIGNATION	MIN T (in)	DESIGN T (in)	WT (lbs/ft)	GROSS SECTION PROPERTIES					EFFECTIVE PROPERTIES									TORSIONAL PROPERTIES					
									Positive Bending				Negative Bending										
				Area (in <sup>2</sup> )	I <sub>x</sub> (in <sup>4</sup> )	r <sub>x</sub> (in)	I <sub>y</sub> (in <sup>4</sup> )	r <sub>y</sub> (in)	I <sub>x</sub> (in <sup>4</sup> )	I <sub>y</sub> (in <sup>4</sup> )	S <sub>x</sub> (in <sup>3</sup> )	S <sub>y</sub> (in <sup>3</sup> )	I <sub>x</sub> (in <sup>4</sup> )	I <sub>y</sub> (in <sup>4</sup> )	S <sub>x</sub> (in <sup>3</sup> )	S <sub>y</sub> (in <sup>3</sup> )	A <sub>e</sub> (in <sup>2</sup> )	x <sub>o</sub> (in)	Y <sub>o</sub> (in)	J (in <sup>4</sup> )	C <sub>w</sub> (in <sup>6</sup> )	r <sub>o</sub> (in)	β
30USW 035 50	0.035	0.0368	0.72	0.2125	0.1968	0.9624	0.0231	0.3294	0.1715	0.0231	0.1039	0.0398	0.1681	0.0231	0.1027	0.0398	0.1786	0.0726	0.0000	0.000096	0.03217	1.0198	0.103
30USW 046 50	0.046	0.0484	0.94	0.2759	0.2502	0.9522	0.0292	0.3255	0.2367	0.0292	0.1494	0.0505	0.2328	0.0292	0.1485	0.0505	0.254	0.0679	0.0000	0.000215	0.04003	1.0086	0.115
30USW 057 50	0.057	0.0600	1.18	0.3377	0.2996	0.9419	0.0349	0.3216	0.2979	0.0349	0.1934	0.0604	0.2964	0.0349	0.1939	0.0604	0.3318	0.0633	0.0000	0.000405	0.04692	0.9973	0.128
25USWD 035 50	0.035	0.0368	0.81	0.2379	0.2508	1.0267	0.0927	0.6243	0.2327	0.0919	0.1767	0.0918	0.2327	0.082	0.1767	0.0888	0.1772	-1.4678	0.0000	0.000107	0.14883	1.8969	-10.32
362USWD 035 50	0.035	0.0368	0.95	0.2793	0.5875	1.4504	0.1058	0.6156	0.5468	0.1048	0.2879	0.0961	0.5468	0.0846	0.2879	0.0899	0.1806	-1.3054	0.0000	0.000126	0.30248	2.0461	-10.23
362USWD 046 50	0.046	0.0484	1.24	0.3646	0.7609	1.4447	0.1358	0.6102	0.7301	0.1358	0.3909	0.1249	0.7301	0.1203	0.3909	0.1197	0.2654	-1.2918	0.0000	0.000285	0.38397	2.0318	-10.05
362USWD 057 50	0.057	0.0600	1.53	0.4486	0.9289	1.4390	0.1641	0.6049	0.9196	0.1641	0.5031	0.1509	0.9196	0.156	0.5031	0.1483	0.3705	-1.2782	0.0000	0.000538	0.45926	2.0175	-9.862
362USWD 073 50	0.073	0.0768	1.93	0.5679	1.1625	1.4307	0.2025	0.5971	1.1625	0.2025	0.6414	0.1862	1.1625	0.2025	0.6414	0.1862	0.5198	-1.2584	0.0000	0.001117	0.55783	1.9967	-9.596
60USWD 035 50	0.035	0.0368	1.25	0.3667	1.9107	2.2827	0.1238	0.5811	1.7089	0.1225	0.5274	0.1009	1.7089	0.0869	0.5274	0.0908	0.1834	-1.0675	0.0000	0.000166	0.88002	2.5861	-12.35
60USWD 046 50	0.046	0.0484	1.63	0.4795	2.4837	2.2759	0.1588	0.5755	2.3848	0.1588	0.7753	0.1312	2.3848	0.1253	0.7753	0.1215	0.2718	-1.0550	0.0000	0.000374	1.12240	2.5737	-12.17
60USWD 057 50	0.057	0.0600	2.01	0.5911	3.0430	2.2690	0.1920	0.5700	3.0083	0.192	0.9951	0.1587	3.0083	0.1652	0.9951	0.1513	0.3829	-1.0425	0.0000	0.000709	1.34890	2.5613	-11.99
60USWD 073 50	0.073	0.0768	2.55	0.7503	3.8288	2.2590	0.2370	0.5620	3.8288	0.237	1.2763	0.1961	3.8288	0.2218	1.2763	0.192	0.5461	-1.0244	0.0000	0.001475	1.64980	2.5433	-11.73

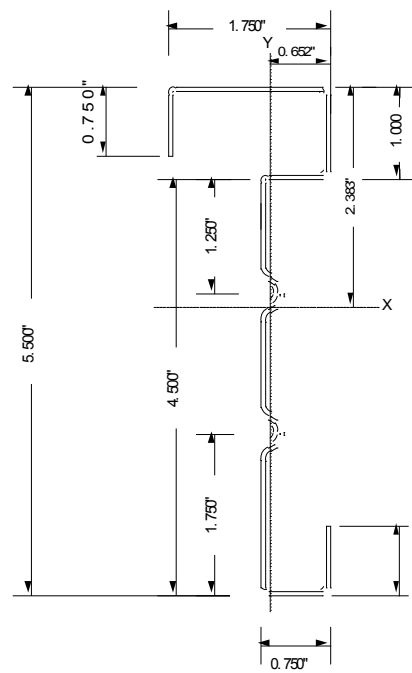
For SI: 1 inch = 25.4 mm; 1 inch<sup>3</sup> = 1.64x10<sup>4</sup>; 1 inch<sup>4</sup> = 4.15x10<sup>5</sup> mm<sup>4</sup>; 1 inch<sup>6</sup> = 2.69x10<sup>8</sup> mm<sup>6</sup>.

**SYMBOLS**

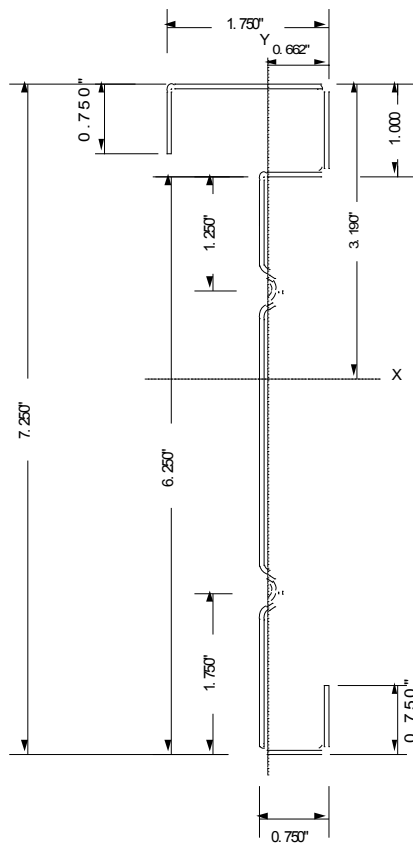
I<sub>x</sub> = Strong axis moment of inertia    r<sub>x</sub> = Strong axis radius of gyration    I<sub>y</sub> = Weak axis moment of inertia    r<sub>y</sub> = Weak axis radius of gyration    S<sub>x</sub> = Strong axis section modulus  
 S<sub>x</sub> = Strong axis section modulus    A<sub>e</sub> = Effective area    x<sub>o</sub> = Distance from shear center to the centroid along the principal X-axis    Y<sub>o</sub> = Distance from shear center to mid-plane of web  
 J = St. Venant torsion constant    C<sub>w</sub> = Torsional warping constant    r<sub>o</sub> = Torsional radii of gyration    β = Torsional flexural constant



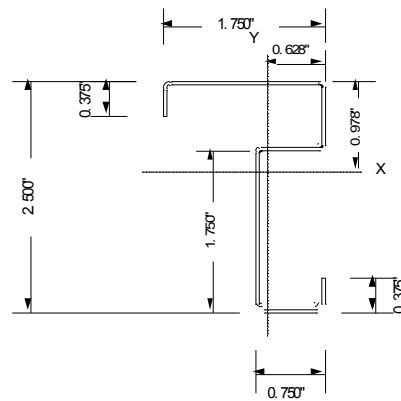
- 35USC035 50 - 3.5" x 1.75" 35 mil 50 ksi
- 35USC046 50 - 3.5" x 1.75" 46 mil 50 ksi
- 35USC057 50 - 3.5" x 1.75" 57 mil 50 ksi
- 35USC073 50 - 3.5" x 1.75" 73 mil 50 ksi



- 55USC035 50 - 5.5" x 1.75" 35 mil 50 ksi
- 55USC046 50 - 5.5" x 1.75" 46 mil 50 ksi
- 55USC057 50 - 5.5" x 1.75" 57 mil 50 ksi
- 55USC073 50 - 5.5" x 1.75" 73 mil 50 ksi

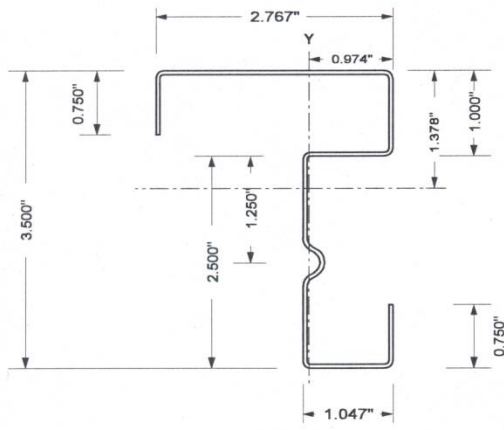


- 725USC046 50 - 7.25" x 1.75" 46 mil 50 ksi
- 725USC057 50 - 7.25" x 1.75" 57 mil 50 ksi
- 725USC073 50 - 7.25" x 1.75" 73 mil 50 ksi

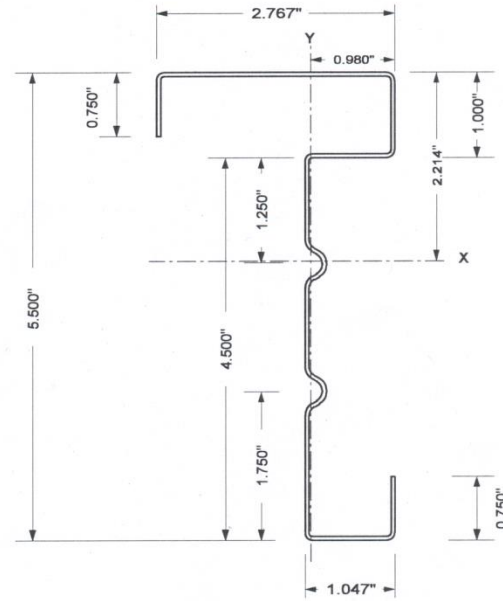


- 25USC035 50 - 2.5" x 1.75" 35 mil 50 ksi
- 25USC046 50 - 2.5" x 1.75" 46 mil 50 ksi

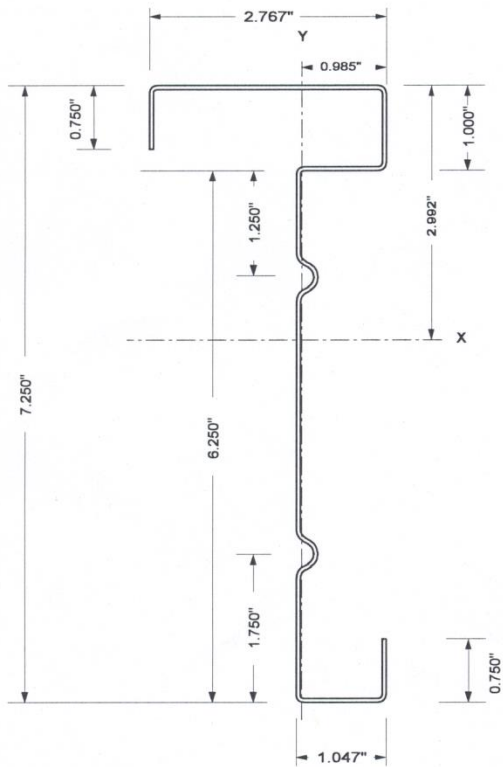
FIGURE 1—ULTRA-SPAN® TRUSS CHORD SECTIONS



35USD035 50 - 3.5" x 2.767" 35 mil 50 ksi  
 35USD046 50 - 3.5" x 2.767" 46 mil 50 ksi  
 35USD057 50 - 3.5" x 2.767" 57 mil 50 ksi

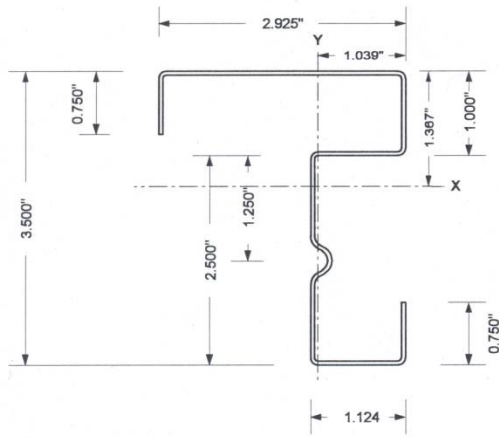


55USD035 50 - 5.5" x 2.767" 35 mil 50 ksi  
 55USD046 50 - 5.5" x 2.767" 46 mil 50 ksi  
 55USD057 50 - 5.5" x 2.767" 57 mil 50 ksi

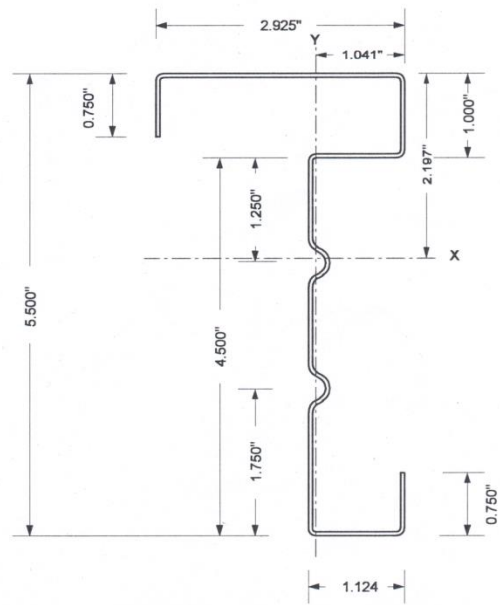


725USD046 50 - 7.25" x 2.767" 46 mil 50 ksi  
 725USD057 50 - 7.25" x 2.767" 57 mil 50 ksi

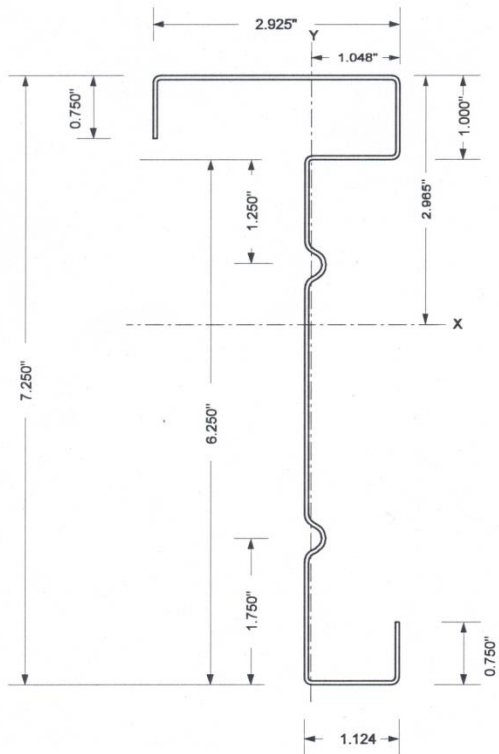
FIGURE 1—ULTRA-SPAN® TRUSS CHORD SECTIONS (Continued)



35USD073 50 - 3.5" x 2.925" 73 mil 50 ksi  
 35USD097 50 - 3.5" x 2.925" 97 mil 50 ksi



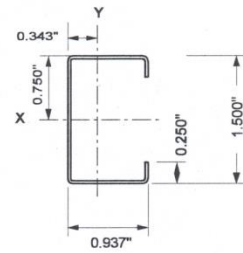
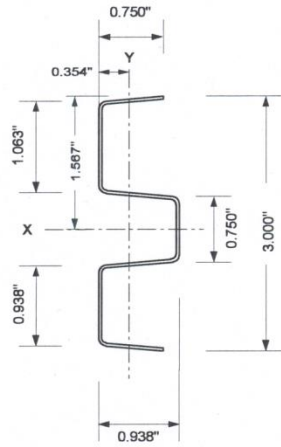
55USD073 50 - 5.5" x 2.925" 73 mil 50 ksi  
 55USD097 50 - 5.5" x 2.925" 97 mil 50 ksi



725USD073 50 - 7.25" x 2.925" 73 mil 50 ksi  
 725USD097 50 - 7.25" x 2.925" 97 mil 50 ksi

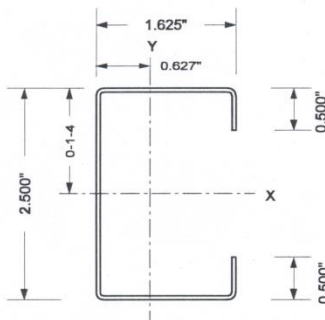
FIGURE 1—ULTRA-SPAN® TRUSS CHORD SECTIONS (Continued)



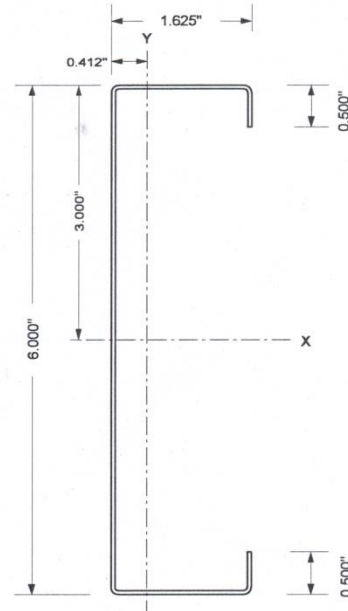


15USW035 50 - 1.5" x 0.937" 35 mil 50 ksi  
 15USW046 50 - 1.5" x 0.937" 35 mil 50 ksi

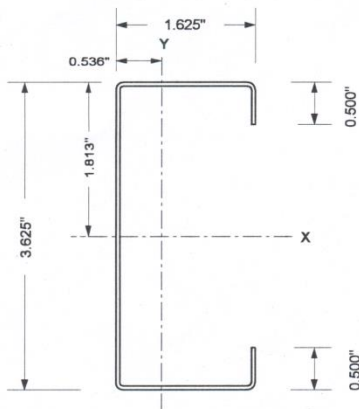
30USW035 50 - 3.0" x 0.938" 35 mil 50 ksi  
 30USW046 50 - 3.0" x 0.938" 46 mil 50 ksi



25USWD035 50 - 2.5" x 1.625" 35 mil 50 ksi



60USWD035 50 - 6.0" x 1.625" 35 mil 50 ksi  
 60USWD046 50 - 6.0" x 1.625" 46 mil 50 ksi  
 60USWD057 50 - 6.0" x 1.625" 57 mil 50 ksi  
 60USWD073 50 - 6.0" x 1.625" 73 mil 50 ksi



362USWD035 50 - 3.625" x 1.625" 35 mil 50 ksi  
 362USWD046 50 - 3.625" x 1.625" 46 mil 50 ksi  
 362USWD057 50 - 3.625" x 1.625" 57 mil 50 ksi  
 362USWD073 50 - 3.625" x 1.625" 73 mil 50 ksi

FIGURE 2—ULTRA-SPAN® TRUSS WEB SECTIONS

## ICC-ES Evaluation Report

## ESR-1723 FBC Supplement

Issued January 2017

This report is subject to renewal May 2018.

[www.icc-es.org](http://www.icc-es.org) | (800) 423-6587 | (562) 699-0543 A Subsidiary of the International Code Council®

**DIVISION: 05 00 00—METALS**

**Section: 05 40 00—Cold-Formed Metal Framing**

### REPORT HOLDER:

**AEGIS METAL FRAMING, A DIVISION OF MITEK**  
16023 SWINGLEY RIDGE ROAD  
CHESTERFIELD, MISSOURI 63017  
(314) 851-2200  
[www.aegismetalframing.com](http://www.aegismetalframing.com)

### EVALUATION SUBJECT:

#### ULTRA-SPAN® TRUSS SECTIONS

#### 1.0 REPORT PURPOSE AND SCOPE

##### Purpose:

The purpose of this evaluation report supplement is to indicate that Ultra-Span® Truss Sections, recognized in ICC-ES master evaluation report ESR-1723, has also been evaluated for compliance with the codes noted below.

##### Applicable code editions:

- 2014 *Florida Building Code—Building*
- 2014 *Florida Building Code—Residential*

#### 2.0 CONCLUSIONS

The Ultra-Span® Truss Sections, described in Sections 2.0 through 7.0 of the master evaluation report ESR-1723, comply with the *Florida Building Code—Building* and the *Florida Building Code—Residential*, provided the design and installation are in accordance with the 2012 *International Building Code*® (IBC) provisions noted in the master report.

Use of the Ultra-Span® Truss Sections for compliance with the High-Velocity Hurricane Zone provisions of the *Florida Building Code—Building* and the *Florida Building Code—Residential* has not been evaluated, and is outside the scope of this supplemental report.

For products falling under Florida Rule 9N-3, verification that the report holder's quality assurance program is audited by a quality assurance entity approved by the Florida Building Commission for the type of inspections being conducted is the responsibility of an approved validation entity (or the code official when the report holder does not possess an approval by the Commission).

This supplement expires concurrently with the master report, reissued May 2016 and revised January 2017.